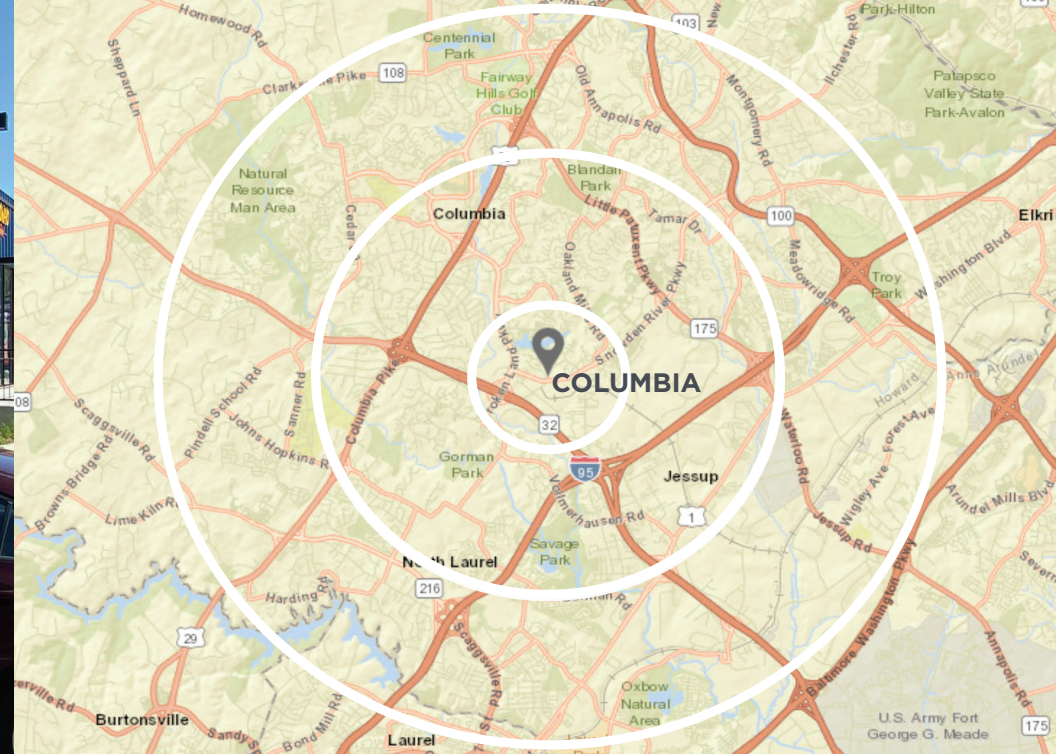




RETAIL SPACE FOR LEASE
SNOWDEN CROSSING
 7090 DEEPAGE DRIVE
 COLUMBIA, MARYLAND 21045



JOIN
 RETAILERS:



PROPERTY HIGHLIGHTS

- ▶ Great location in Columbia, MD
- ▶ Property fronts Snowden River Parkway
- ▶ Great access and visibility
- ▶ Over 40,000 cars passing the site daily

DEMOGRAPHICS

	1 MILE	3 MILE	5 MILE
POPULATION:	11,619	79,139	198,220
AVERAGE HH INC:	\$104,863	\$119,464	\$125,916
# OF EMPLOYEES:	17,339	83,194	163,304

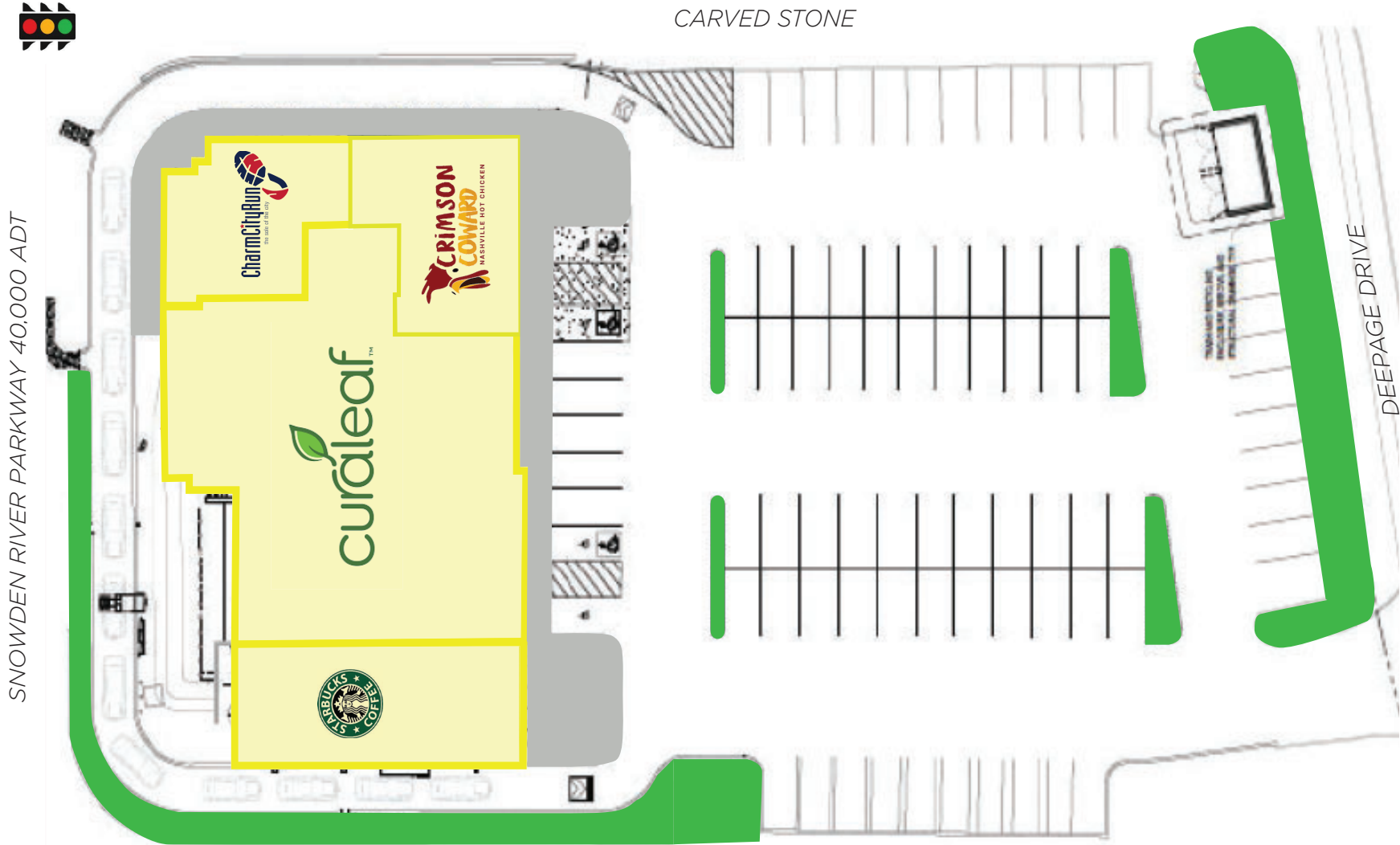


CONTACT |

Evan Albert
 Michael Stoltz

O 410.308.0700
 O 410.952.7869

E evan@mfirealty.com
 E mstoltz@mfirealty.com



CONTACT

Evan Albert
Michael Stoltz

O 410.308.0700
O 410.952.7869

E evan@mfirealty.com
E mstoltz@mfirealty.com



COLUMBIA
MARKETPLACE

SNOWDEN RIVER PKWY | 40,000 ADT

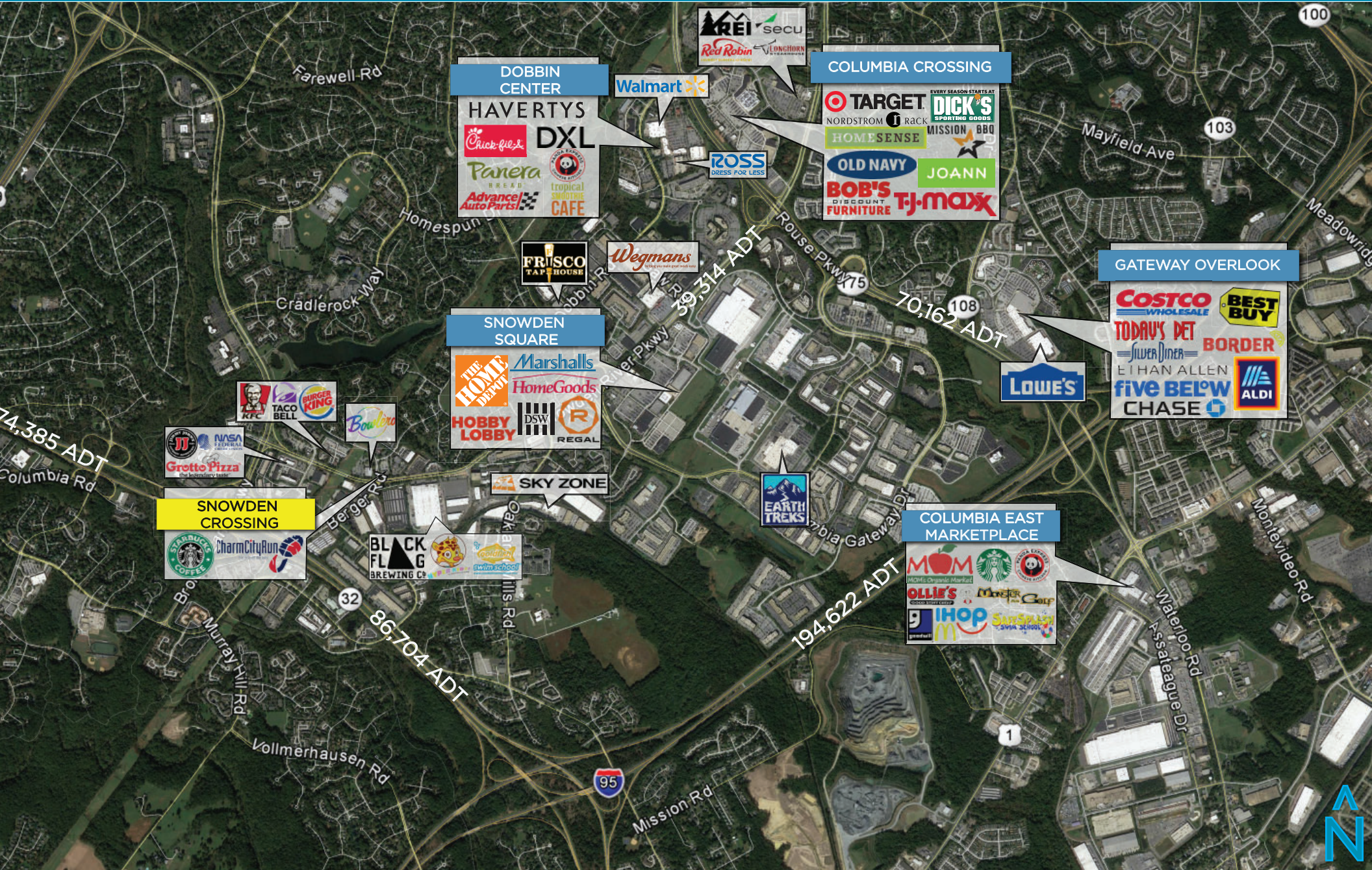


CONTACT

Evan Albert O 410.308.0700
Michael Stoltz O 410.952.7869

E evan@mfirealty.com
E mstoltz@mfirealty.com





CONTACT

Evan Albert
Michael Stoltz

📞 410.308.0700
📞 410.952.7869

✉ evan@mfirealty.com
✉ mstoltz@mfirealty.com

